

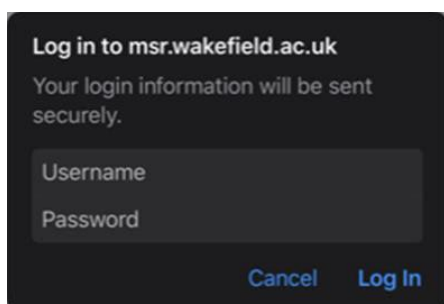
Accessing your timetable

You can access your timetable online via moodle (<https://moodle.heartofyorkshire.ac.uk>). Please remember to check here often, especially at the start of term, to make sure you are aware of any timetable changes.

Click on the **My Student Record** tile on the moodle homepage.



If you are **outside** college, or using a personal device, you will need to login using your **college username and password**. (The login screen may look different depending on the type of device you are using). *If you are having trouble logging on see the logon tips section below.*

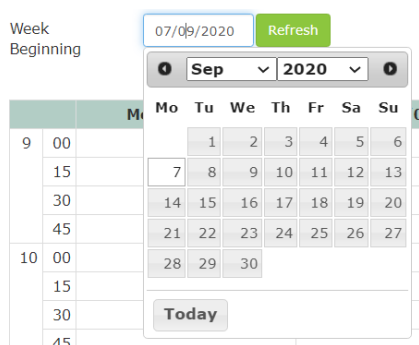


Lesson Timetable

Select **Information** in the menu at the top of the page and select **Lesson Timetable**



To view a different week, click in the box next to **Week Beginning** to open the calendar and select a date then click **Refresh**.

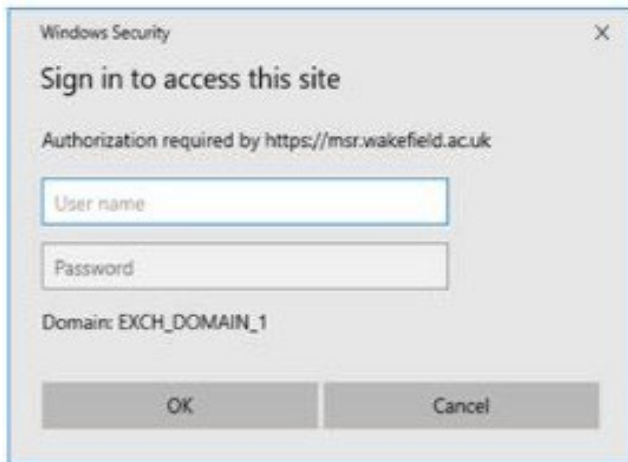


Accessing your timetable

Logon Tips

Issues logging on from a personal/work device

If you are trying to login to your student record from a personal device or in your workplace you may experience issues connecting to the correct domain.



Please try entering your full email address, this should change the domain to heartofyorkshire.ac.uk

e.g. ABC12345678@HeartofYorkshire.ac.uk

Incorrect password

If the password you have been provided does not work then please contact the enrolment helpline on **01924 789444** where we will check your details and send confirmation of your first class.